

ISSN.0126-6637

perkasa

sarawak timber industry development corporation

april-june 2013

quarterly newsletter



MODERNIC SARAWAK

contents

03

Editorial

News

04

Timber And SMEs Expo

06

SMEs - The Economic Drivers

08

STIDC Furniture Designing Competition

10

Building A Robust Market For Local Products

Highlight

12

Timber Museum

14

Fishing Safari

16

ITISB 28th Anniversary

18

Acacia House

2013 Market Performance

20

January to March 2013

Trade Statistics, Sarawak

25

January to March 2013

January to March 2012



STIDC Website
www.sarawaktimber.org.my

EDITORIAL TEAM

ADVISOR

Datu Haj Sarouf Haji Hokai
General Manager

CHIEF EDITOR

Tuan Haji Hashim Haji Bojes
Deputy General Manager

EDITOR

Sharifah Norrah Binti Wan Ahmad
Corporate Affairs Manager

WRITER

Norman Botes Noma

MARKET PERFORMANCE / TRADE STATISTICS

Ermi Fariza Ramli



SARAWAK TIMBER INDUSTRY DEVELOPMENT CORPORATION (STIDC)

Welam Sumber Alam, Jalan Stadium, Kuching, Sarawak,
 93050 Kuching,
 P.O. Box 154, 93702 Kuching, Sarawak, Malaysia.
 Tel: 6082 473000 Fax: 6082 41269
 E-mail: stidc@pusaka.gov.my

PERKASA quarterly newsletter is published by Sarawak Timber Industry Development Corporation (STIDC). All rights reserved. No part of this publication may be reproduced in any form without prior consent of the Publisher.

The title "PERKASA", its logo and contents remain the property of the Publisher. Opinions expressed by advertisers are not necessarily of the Publisher or Editor.

editorial

By the time you receive this newsletter we have already had our Labour Day and the 18th General Election (GE18), which were held on 1st and 18th May 2018 respectively. To all our fellow workers, including those in the wood-based sector, thank you and we wish you a happy Labour Day. Because of you, our economy continues to thrive. We would also like to take this golden opportunity to congratulate Barisan Nasional (BN) for the new mandate given to rule the country after the GE18, particularly the State BN, under the Chief Minister, Pehin Sri Hg. Abdul Taib Mahmud for contributing the biggest number of seats to the ruling coalition. The victory is a blessing for civil servants especially those in Sarawak.

With the country's vision to achieve a developed status with a high income economy by 2020, State civil service plays important role in ensuring the success of the government's plans and policies. Hence we must render our undivided support to the government at the day to boost the public confidence on the public sector and the government as a whole. At the same time, we must also focus on delivering whatever programmes and plans that had been put in place, with full unite and put the development of our country as our top priority as this will certainly benefit the people.

Over the last five decades the wood-based sector had contributed significantly to the state's economy in terms of revenue as well as business and employment opportunities. These were possible due to close co-operation among this sector and the government. It is hoped that this sector would continue to support the government's plans and policies in order to reach new height for mutual benefit.

TIMBER AND SMEs EXPO

In conjunction with
STIDC's 40th anniversary
and the SMEs Week

Chief Minister of Sarawak, Pehin Sri Haji Abdul Taib Mahmud (2nd left) appreciating the locally made furniture while the other VIPs and Director of Brown, Leo Chiang (right) look on

STIDC in collaboration with the Ministry of Industrial Development had jointly organised the maiden expo for the timber industry and Small and Medium Scale Entrepreneurs (SMEs) on 7th-10th June 2013 in Kuching, Sarawak. Graced by the Chief Minister of Sarawak, Pehin Sri Haji Abdul Taib Mahmud, the expo coincided with STIDC's 40th anniversary and the SMEs Week.

The expo aimed to promote trade and sales of timber and non-timber products produced by the local manufacturers. In addition, it also provided a venue

for exhibitors to disseminate the latest information on their business activities and to strengthen networking with potential buyers and investors.

In his address, the Chief Minister said, Sarawak had embarked into planted forest projects through smart partnership with the private sector and aspires to establish one million hectares by 2020. The projects emphasise on fast growing tree species such as Acacia mangium. This is to ensure a sustainable supply of raw materials for the wood-based industries and to mitigate pressure on natural forests.





Director of Brown, Mr. Leo Chiang (standing) briefing the Chief Minister of Sarawak, Pehin Sri Haji Abdul Taib Mahmud (seated right), Deputy Chief Minister, Datuk Patinggi Tan Sri (Dr) Alfred Jabu Anak Numpang (seated in the middle) and Datuk Amar Haji Awang Tengah (seated left) on his products

In tandem with this initiative he urged industry players to conduct research in order to discover new fast growing tree species in ensuring the success of the projects for mutual benefit.

He also commended the private sector for their contribution to the state income which accounted for RM7.5 billion in 2012. This represented 36% out of RM20 billion of the national income from timber exports.

Despite the steady performance, he emphasised that the industry should go further into downstream activities particularly furniture making. Although Sarawak is among the largest plywood producers in the world, he said there are ample of rooms for improvement to boost the furniture industry.

In view of this, he encouraged a greater participation of the SMEs by conducting a study on the global market requirements and produce small items in order to cross the border and diversify our wood-based industry.

The expo saw over 200 booths featuring a wide spectrum of furniture and furniture tools as well as the local SMEs products like handicrafts, textiles, local delicacies and many more. The four-day event had attracted about 5,000 visitors and recorded RM3 million sales.

The International Conference on Timber was also held concurrently with the expo which brought together the local and overseas speakers to discuss issues close to the hearts of the industry players and SMEs. Ten papers were presented during the conference namely "Sustaining the Future Supply of Raw Materials for the Development of the Timber Downstream

Processing Industry in Sarawak", "The Development Status of Timber Industry in Sarawak", "Sharing Experiences: The Success Story of Small & Medium Enterprises in Sarawak", "Market Potential and Outlook on Timber Products in China", "The Market Requirements for the Timber Products Export to Australia", "Enhancing the Roles of SMEs in the Development of Furniture Industry in Indonesia", "The Development Status and Challenges of Furniture Industry in Malaysia", "The Market Requirements for Wood Products in the USA", "The Potential Utilisation of Fast Growing Species from Planted Forests" and "The Prospects and Challenges of Timber Certification in Malaysia".

SUMMARY

- Sarawak aspires to establish one million hectares of planted forests by 2020
- The industry should go further into downstream activities particularly the furniture sector
- SMEs were encouraged to conduct a study on the global market requirements and produce small items in order to cross the border and diversify our wood-based industry

SMEs

The Economic Drivers

SMEs being the backbone of our economy contribute about 97% of our total business establishments



“

I am proud to note that innovative timber products including furniture made of Acacia will be displayed in the “House of Acacia”. The “House of Acacia” is specifically built to showcase and create an ambiance on the value of Acacia timber products. I believe these products utilising green materials will have promising edge that constantly finds itself evolving to meet market demands

Datuk Amar Haji Awang Tengah Ali Hasan

”



Chief Minister of Sarawak, Pehin Sri Haji Abdul Taib Mahmud (seated in the middle), Deputy Chief Minister, Datuk Patinggi Tan Sri (Dr) Alfred Jabu Anak Numpang (seated right) and Datuk Amar Haji Awang Tengah Ali Hasan (seated left) testing the Acacia chairs while the other VIPs look on

SMEs being the backbone of our economy contribute about 97% of our total business establishments both at the national and state levels in terms of employment and growth. In recognition of their contribution the government had designated the fourth week of June as SMEs Week nationwide. In Sarawak, activities such as Sarawak Grand Timber Expo and Conference 2013 were organised in commemoration of the SMEs Week. These activities were also held in conjunction with STIDC 40th anniversary celebration.

Datuk Amar Haji Awang Tengah Ali Hasan, Second Minister of Resource Planning and Environment as well as Minister of Public Utilities and Minister of Industrial



Development cum STIDC Chairman said, the government had formulated the SME Master-plan 2012-2020 to accelerate the growth of SMEs. He added that by 2020, the government would like to see a more enhanced contribution from SMEs to economic growth, income and the overall prosperity of the country. The target is for SMEs to achieve 40% of the contribution to GDP, 62% to employment and 25% to total exports. More importantly, they will no longer be just an enabler of growth as in the past but will also be a key driver of growth.

To further support the growth of SMEs over the short to long term horizon, the minister said the government had announced measures to enhance access to financing, encourage innovation and promote entrepreneurship especially among the Bumiputera, women, rural community and micro enterprises. These measures reflect the government's continuous commitment in paving the way for SMEs to grow further and prosper.

"SMEs on their part must enhance their capacities and capabilities by streamlining their business models, redefining business strategies, ensuring workers are equipped with new skills, adopting new technologies as well as venturing into new and emerging markets. In addition, they must meet their customers' needs in order to be successful" he said.

The minister added that Sarawak's timber exports continue to contribute significantly to the state total export earnings over the years. Sarawak's timber industry contributed about RM7.5 billion or 7% of the national export earnings in 2012, an increase of 5% compared to the previous year. At the national level, Sarawak timber sector accounted for 36% of Malaysia's total timber export earnings of RM20 billion in 2012.



Deputy Minister of Industrial Development (Investment and Promotion) and Deputy Minister of Rural Development cum board member of STIDC, Haji Julaihi Bin Haji Narawi (2nd right) taking a close look at the local products

He also emphasised that the demand for Sarawak timber had been well accepted internationally and successfully gained access to many emerging markets in the Middle East, Asia and Africa amid stiff competition in the global market. Today, the industry is capable of producing diversified timber products mainly to cater for the export markets, enabling Sarawak to become the biggest producer of tropical plywood in the region. In 2012, Sarawak had produced about 3 million m² of plywood. The timber was produced from logs that were harvested and transported in accordance with the laws and regulations of the state and with the existing legality verification processes and system.

"For the conference participants, you will have ample opportunities to learn from experts on the various market developments. The conference also served as a platform for delegates to share and exchange information on the challenges and prospects of the international timber markets. It is hoped that this conference would result in many personal connections beyond this event as well as to provide a platform for the strengthening of the global timber based network" the minister said.

SUMMARY

- The government had formulated the SME Master-plan 2012-2020 to accelerate the growth of SMEs
- To further support the growth of SMEs the government had announced measures to enhance access to financing, encourage innovation and promote entrepreneurship
- SMEs on their part must enhance their capacities and capabilities

Competition items on display



STIDC FURNITURE DESIGNING COMPETITION

Attracted 64 entries under the Professional, Higher Institutions and Secondary School Categories



Faizal Bin Arif receiving the mock cheque from the Chief Minister, Pehin Sri Haji Abdul Taib Mahmud (middle)



Chief Minister presenting the mock cheque to Ahmad Anwar Safwan Sidek



Presentation of mock cheque to Muhammad Kamaruddin Bin Jamali by the Chief Minister

With 80% of its landmass forested, Sarawak is blessed with abundant of timber supply. STIDC, being the leader and catalyst of the timber industry in Sarawak plays its role in encouraging the locals to fully exploit the forest resources and contribute to the state's economy. Towards that end, STIDC had successfully organised the furniture designing competition in June 2013.

Held in conjunction with STIDC 40th anniversary, the competition had attracted 64 entries under the Professional Category, Higher Institutions Category as well as Secondary School Category. Winners of every category had their designing masterpieces featured throughout the Sarawak Timber and SMEs Expo 2013.

Among others, the objectives of the competition were to elicit local talents to design and produce furniture besides promoting the identity and concept of Sarawak among the local furniture entrepreneurs. This is to help the local furniture industry players to be competitive particularly in the global market.

General Manager of STIDC, Datu Haji Sarudu Haji Hoklai was delighted with the

overwhelming response of the public to the competition. According to him, the competition reflected the diverse composition of Sarawak's population and cultures and at the same time it manifested STIDC's efforts in encouraging the people to use the local products.

"With the wealth of talents in Sarawak, there is no reason why we should not

regularly come up with new designs and concepts of chairs and other furniture pieces using our own raw materials. By developing such talents, the state will be able to bring about a core group of designers in future who will spearhead the timber industry to greater height with their innovative and spectacular designs" Datu Haji Sardud said.

Winners of the competition were as follows:

CATEGORY	WINNERS		
	FIRST	SECOND	THIRD
Professional	Muhammad Kamaruddin Bin Jamali	Shah Jihan Bin Abdullah	Robert Valentine Yong
Higher Institutions	Ahmad Anwar Safwan Sidek & Fandi Ahmad Shah Amir Syah	Nazri Bin Kawi	Norshada Binti Abd. Latiff
Secondary School	Faizal Bin Arif	Adham Mustaqim Bin Omar	Hadi Mu'tashim Bin Malek

SUMMARY

- STIDC plays its role in encouraging the locals to fully exploit the forest resources and contribute to the state's economy
- The competition aimed to help the local furniture industry players to be competitive particularly in the global market
- The competition reflected the diverse composition of Sarawak's population and cultures and at the same time it manifested STIDC's efforts in encouraging the people to use the local products

BUILDING A ROBUST MARKET FOR LOCAL PRODUCTS

The Timber and SMEs Expo marked the beginning of a strategic collaboration between STIDC and the SMEs in building a robust market for local products

STIDC General Manager, Datu Haji Sarudu Haji Hoklai described the Sarawak Grand Timber and Small and Medium Scale Entrepreneurs (SMEs) Expo as the beginning of a strategic collaboration between STIDC and the SMEs in building a robust market for the local products. He hoped that the participants would take advantage of this event to prepare themselves for grander trade expos in future both locally and internationally.

"Working together in this expo is a great effort from both parties and I hope that we could hold it biannually. The expo should also be promoted overseas. The expo and conference can be used by the delegates and exhibitors to establish business network" Datu Haji Sarudu said.

SUMMARY

- Participants should take advantage of this event to prepare for grander trade expos in future
- The expo and conference can be used by the delegates and exhibitors to establish business network
- A bigger participation of exhibitors and delegates is expected in future events to further enhance the brand of the local products



A view of House of Acacia and furniture designed by local designers





STIDC General Manager, Datu Haji Sarudu Haji Hoklai (5th right) receiving a souvenir from one of the expo participants

He also hoped to see more participation of exhibitors and delegates from both inside and outside Sarawak in future events as their presence would further enhance the brand of the local products.

According to him, the expo among others aimed to promote trade and sales of timber and non-timber products produced by the local manufacturers aside from creating and enhancing trade network between the local and international producers in order to further strengthen their global presence.

"It is hoped that the expo would provide a venue for the manufacturers, traders, buyers and suppliers to interact and establish partnership that could further enhance their business activities" he said.

Meanwhile, Managing Director of Kayusar Sendirian Berhad, Mr. Stephen Hii described the expo as interesting and a rare opportunity to promote local products. "The expo inspired and motivated us to improve ourselves. Now we will focus on research and development particularly on downstream activities with emphasis on sustainable tree species including Acacia" he said.

Managing Director of Kaliman Timber Corporation Sendirian Berhad, Mr. Toh Kok Kwang pointed out that their previous participation in similar events outside Sarawak had encouraged them not to miss this expo. "Through previous timber expos we managed to secure new markets in 14 countries including the Middle East, India and the Philippines. Now we are looking at Dubai market. For this timber and SMEs expo we have already secured 30 buyers from Doha" Mr. Toh said.

Mr. Lai Chin Choi, Managing Director of Hap Lee Fung Enterprise said his experience in the previous furniture shows in Kuching, Sarawak had provided him with better ideas to improve his exhibition booth. He hoped that the local people would appreciate the local products including the wood-based products taking advantage of the abundant good quality wood in Sarawak.

Sarawak is blessed with abundant of tropical forests where over 70% of its landmass of 124,450 square kilometres is still forested. Forests provide the natural habitat for tens of thousands of species of flora and fauna and contribute to the growth of the state's economy. Timber is among the forest resources which continue to play important role in accelerating Sarawak's economy.

Recognising the significance of timber, STIDC had established the Timber Museum to showcase the unique composition of the state's forest resources and its vibrant timber industry. The museum also features

the forest heritage including the traditional wood products which are associated with local customs and traditions.



Timber Museum – Botany and Wood Anatomy Section



Timber Museum – Traditional Products Section

TIMBER MUSEUM

With the tagline "Sustaining Our Heritage", the 78,000 square-metre museum comprises various sections, each of which is related to the history and development of Sarawak's timber industry. These sections include "Man and Forests", "Forest Management and Conservation", "Corporate Information", "Forest Panorama", "Forest Inventory", "Botany and Wood Anatomy", "Logging", "Jungle Products", "Traditional Wood Items", "Wood-Based Industry" and "Forest Diorama".



STIDC exhibition booth

FISHING SAFARI

The Honourable Haji Julaihi Bin Haji Narawi (2nd right), STIDC General Manager, Datu Haji Samudri Haji Hokoi (middle), and STIDC Deputy General Manager, Haji Hashim Boiei (right) holding the fish caught by the contestants

The competition among others aimed at promoting Tanjung Manis as an eco-tourism destination

The tenth series of the annual Tanjung Manis Fishing Safari was held on 22nd – 23rd June 2013.

Graced by the Deputy Minister of Industrial Development (Investment & Promotion) and Deputy Minister of Rural Development cum STIDC board member, the Honourable Haji Julaihi Bin Haji Narawi, this year's competition was participated by 121 anglers from throughout the state. The competition among others aimed at promoting Tanjung Manis as an eco-tourism destination.





The Honourable Haji Julaihi Bin Haji Narawi (standing 9th left) together with STIDC General Manager, Datu Haji Sarudu Haji Hoklai (standing 10th left) and STIDC Deputy General Manager, Haji Hashim Bojet (standing 8th left) posing with the winners of Tanjung Manis Fishing Safari 2013

In his address, Haji Julaihi said besides promoting aquatic sports, the competition also helps to generate business opportunities among the locals. This helps to boost their living standards as well as the local industries such as handcraft and home-stay programme. In addition, it also provides the platform to foster closer rapport among the people in consonance with the “1Malaysia Concept”.

He added that since the establishment of Tanjung Manis New Township in 1990, STIDC continues to play proactive role in engaging the local populace and industry players in the development of the township. This is evident by the various activities including the annual Tanjung Manis Day and Fishing Safari organised in the township. “This is important to ensure that the township develop smoothly according to government plans. At the same time STIDC views these activities as its corporate social responsibility to the people particularly the youth” he said.

He added that Fishing Safari also benefits the participants as it helps to inculcate good moral values such as team spirit, tolerance, compromise, understanding and self-discipline. In addition, it also helps to create awareness among the people that fishing is a lucrative and promising business if it is fully exploited.

“The fishing industry is a source of lucrative income and has a vast potential to grow further. However, it has not been fully tapped due to lack of commitment among the local fishermen who are yet to master

the art of deep-sea fishing and modern technology” Haji Julaihi said.

“I hope through this event and other recreational activities we can help to build greater interest among the local fishing enthusiasts to exploit the potential of the industry. It is also my sincere hope that the locals will not become mere observers of the development taking place in this area but make full use of it to improve their livelihood by becoming the main players” he said.

Meanwhile, STIDC General Manager, Datu Haji Sarudu Haji Hoklai pointed out that the Tanjung Manis Fishing Safari which started in 2004 was included in the Corporation's annual calendar of activity due to its suitable location and overwhelming response from the local fishing enthusiasts.

“Tanjung Sirik is rich in fish and Tanjung Manis on the other hand is a Southern Growth Node in Sarawak Corridor of Renewable Energy (SCORE) which is among the most important development corridors in Malaysia. Tanjung Manis was also chosen as the largest Halal Hub in Malaysia due to its strategic location and natural deep-water port which is equipped

with an integrated complex. It is therefore poised to be the Industrial Port City by 2030” Datu Haji Sarudu said.

He added that the road network which connects Sibu and Tanjung Manis as well as the nearby areas opens new business opportunities for the people to market their agricultural and fishing products. Furthermore, the construction of Sarikei-Tanjung Manis road which had already been approved will definitely lead to the expansion of the industrial and agricultural development of this area.



STIDC Deputy General Manager, Haji Hashim Bojet (6th left) together with the others officiating at the Fishing Safari 2013

“Tanjung Manis has the potential to be developed into eco-tourism destination due to its beautiful beaches and landscape. Moreover, the Home-stay facilities are also available for tourists” he said.

The competition was divided into deep-sea and in-shore categories. Faizal Bin Jamaludin, Ramli Bin Obeng and Awang Rajak Bin Awang won the first, second and third placing under the deep-sea category. Ahmadi Bin Haji Ahmad, Bakeri Bin Ading and Saluhi Badoni on the other hand emerged the first three winners under the in-shore category. Side activities such as dancing and singing competition were also carried out concurrently with the Fishing Safari.

SUMMARY

- The competition helps to generate business opportunities among the locals and boost their living standards as well as the local industries.
- STIDC continues to play proactive role in engaging the local populace and industry players in the development of the township.
- Fishing industry as a source of lucrative income is yet to be fully tapped by local fishermen.

HTSB 28TH A

The Chief Minister (2nd left) together with the other VIPs officiating at the HTSB Corporate Night



28

Years of Sustainability

This year marks the 28th anniversary of Harwood Timber Sendirian Berhad (HTSB). HTSB is a subsidiary of STIDC whose vision is to be the leading contributor to the sustainable management of the timber resources and the continued growth of the timber industry in Sarawak.

HTSB was established during the tenure of the former general manager of STIDC, Haji Abdillah Bin Haji Abdul Rahim. Since then, it has been under the helm of Tan Sri Datuk Amar Haji Bujang Bin Mohd. Nor.

According to HTSB general manager, Haji Abdul Hadi, during the first nine years of its formation, HTSB was involved in logs supply arrangements with several processing mills (sawmills and plywood mills) particularly those owned by STIDC. In addition, it also involved in Reservation Quota (RQ) logs inspection at processing mills under the STIDC Royalty Rebate Incentive Scheme.



ANNIVERSARY

In 1994, HTSB was authorised under Section 67(A) 5 of The Forests Ordinance as the sole purchaser of all logs under the Reservation Quota. Hence, it was responsible for the sale and delivery of these logs to mills throughout Sarawak.

However, in 1995, with the approval of the State Government the scope of timber trading was reviewed to include inspection and verification of RQ Logs called Endorsement.

To further enhance the system, HTSB was also appointed to undertake the functions under Section 67(A) 7 of The Forests Ordinance which states that "No timber shall be loaded or transmitted onto any vessel for export or removal from Sarawak until a certificate (hereinafter referred to Export Clearance Certificate) has been issued by the Director of Forests or any person specially authorised by him certifying that the timber does not form part of the Reservation Quota referred to in subsection 1(b)".

In 2004, the scope of HTSB Endorsement process was further extended to cover other types of logs such as Ramin (*Gonystylus*) logs, baby logs (logs with diameter of 33cm and below) from Peat-swamp and Hill forests, hollow Alan-Batu (*Shorea albida*) logs and logs extracted from agri-conversion areas and by Licenses for Planted Forest (LPF) areas.

The Standard Operating Procedure (SOP) for forestry functions was formulated and officially launched for adoption in 2010 by the Minister of Planning and Resource Management II and Minister of Public Utilities, Datuk Amar Haji Awang Tengah Ali Hassan. The SOP aimed to streamline the functions of the forestry agencies namely the Forest Department, Sarawak Forestry Corporation, HTSB and STIDC. Under the SOP, HTSB was tasked as the sole log inspecting agency for all log movements from base camps to mills and export points.

At the same time, HTSB task also covered the movements of all export logs at base camps aside from monitoring the movement of vessels and vehicles transporting logs duly inspected by issuing Shipping Passes and Land Transportation Passes.

"Moving forward, HTSB had embarked into agro-based sector particularly Rubber (*Hevea brasiliensis*) seedling production and sale. The aim is to establish sizeable Rubber estates as its future source of income as well as to generate the future

source of raw materials for the furniture sector. HTSB is also rejuvenating its downstream activities through its furniture subsidiary, Giovanni Wood Industries Sendirian Berhad (GWI) who had started additional line dedicated for kitchen and wardrobe production in collaboration with a business partner, My Kitchen Venture Sendirian Berhad. Its modular concept suits the needs of the low and middle income house owners as well as the higher end markets. However, GWI is focusing on the housing sector under the Affordable Housing Scheme which is currently experiencing a robust growth" Haji Abdul Hadi said.

Besides consolidating its resources to venture into various sectors, HTSB also aspires to explore the property development sector. This is in tandem with its recent 28th anniversary celebration which carried a theme "28 Years of Sustainability".



Recipients of HTSB Long Service Award



The Chief Minister, Pehin Sri Haji Abdul Taib Mahmud (2nd right) together with other VIPs taking a close look at the exhibition items during the HTSB Corporate Night

SUMMARY

- HTSB aims to establish sizeable Rubber estates as its future source of income as well as to generate the future source of raw materials for the furniture sector
- HTSB is also rejuvenating its downstream activities through its furniture subsidiary, GWI
- HTSB aspires to explore the property development sector




Acacia products: kitchen cabinet and stool



Acacia product: bedroom set

ACACIA HOUSE



Living room set made of Acacia

Featured the different uses of **Acacia wood**

Acaria is among the most commonly fast growing tree species found in the planted forests in Sarawak. Forest Department of Sarawak revealed that as at December 2012, 221,089 hectares or 72% of the total planted areas had been planted with Acacia in the state. This is in line with the State Government's aspiration to establish one million hectares of planted forests by 2020. This is to ensure a sustainable supply of raw materials for downstream processing industries and at the same time to mitigate the over dependency of the wood-based industry for raw materials from natural forests.

Acacia is showing positive result as the planters begin to harvest the trees particularly those with the average diameter of 20-30cm. Acacia woods are processed to produce sawn-timber to be sold to other companies in and outside the state. Presently, Acacia sawn-timber is used to make flooring, wall panels, doors, door and window frames, indoor and outdoor furniture, cabinets, bar stools, louvers and many more. The finished products are either used locally or exported to Europe. In

ensuring that nothing goes to waste, Acacia wood residues are sold to the wood-chip companies to produce charcoal briquette.

The prospect of Acacia wood is better compared with other timber species due to its continuous supply of raw materials and strong demand. This is because the State Government is promoting intensive planted forest establishments which emphasises on Acacia. Hence, research and development (R&D) on Acacia wood is crucial in supporting the down-stream industries as well as to add value and diversify the finished products. This will help to expand the industry besides accelerating the economy and its spin-off benefits.

Although Acacia is a new alternative, eventually the wood-based industries will rely on this timber species because of its viability and sustainability. Thus, there is a need to know more about Acacia.

To promote the uses of Acacia among the industry players and the public, STIDC together with Samling Group of Companies displayed the "House of Acacia" during

the Timber and SMEs Expo in Kuching, Sarawak on 7th-10th June 2013. It featured the different uses of Acacia wood including flooring, wall panels, living room set, kitchen set, bedroom set, dining set and low cabinet. The display was part of STIDC's research and development project on Acacia.



Acacia products: cabinet, showcase and dining table

STIDC spearheads and facilitates the utilisation of Acacia wood in the wood-based sector through R&D projects with the industry players including Samling Group of Companies and hopes to promote its uses as value-added products among the industry players. This is in support of the State Government's policy to develop planted forests as an alternative source of raw materials for the local wood-based industry.

Besides being a fast tree species, Acacia is also a renewable and sustainable source of raw materials. Therefore, it qualifies for the "Green Product" certification requirement.



STIDC and Samling exhibition booth

SUMMARY

- Forest Department of Sarawak revealed that as at December 2012, 221,089 hectares or 72% of the total planted areas had been planted with Acacia in the state
- STIDC and Samling Group of Companies displayed the "House of Acacia" to promote the uses of Acacia
- STIDC spearheads and facilitates the utilisation of Acacia wood through R&D projects with the industry players

JANUARY – MARCH

2013

market performance

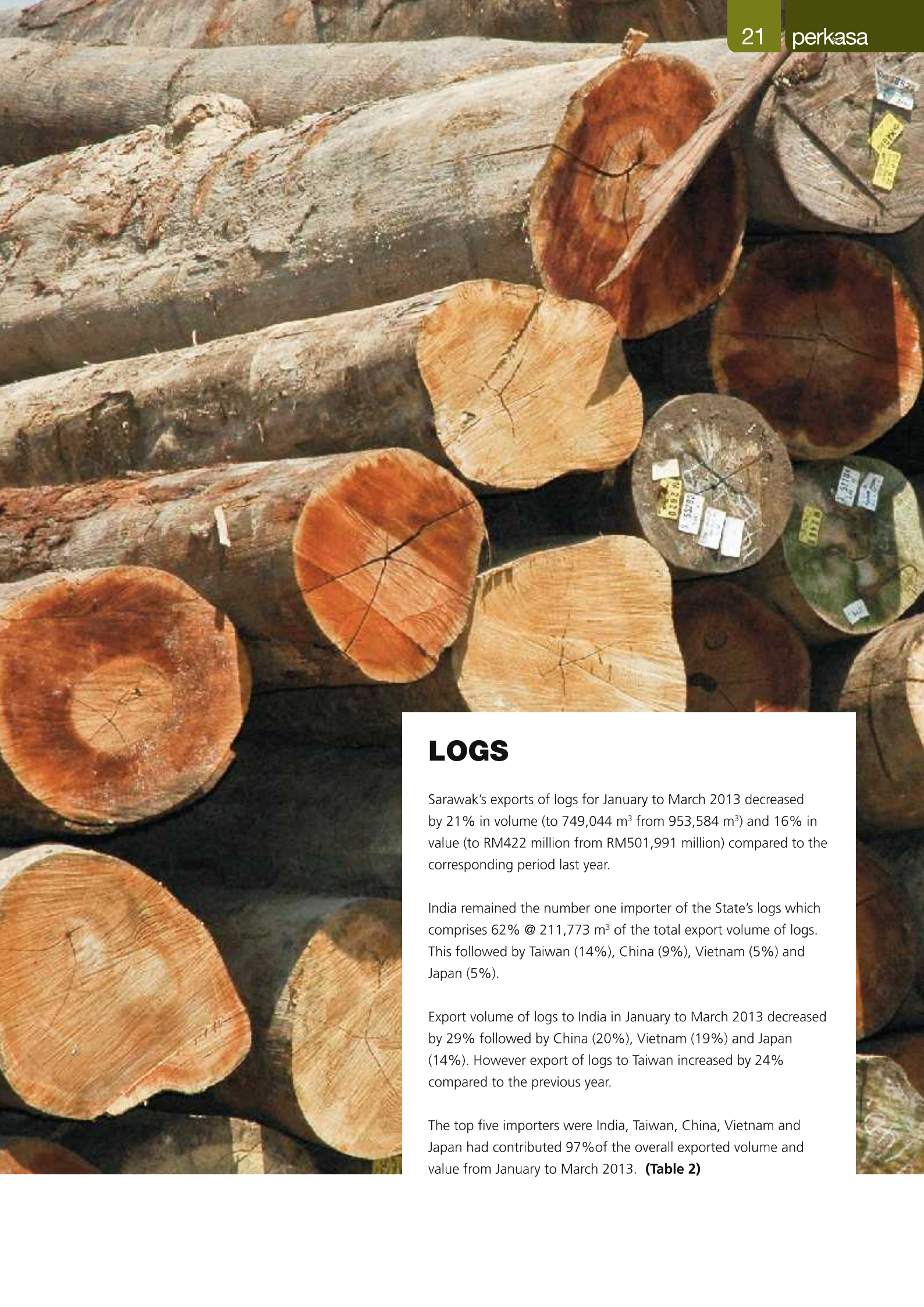
Export Value of Logs and Timber Products

Cumulative export for the period of January to March 2013 decline by 6.91% in value to RM1.8 billion from RM1.9 billion against the previous corresponding period of 2012. In line with the global challenges, there were decreased in the overall values of logs and timber products exported for the 1st quarter 2013. Respective decreased in export values were that of logs (16%), sawn timber (5%), veneer (20%), laminated board/flooring (34%), moulding (30%), dowel (33%) and fibreboard (14%).

Despite of the overall decrease in export value, there was an increase in values of plywood (5%) and woodchips (197%).

The major products such as plywood, logs and sawn timber contributed 57%, 23% and 10% respectively to the total exported value of logs and timber products from the State since for the first three month 2013.





LOGS

Sarawak's exports of logs for January to March 2013 decreased by 21% in volume (to 749,044 m³ from 953,584 m³) and 16% in value (to RM422 million from RM501,991 million) compared to the corresponding period last year.

India remained the number one importer of the State's logs which comprises 62% @ 211,773 m³ of the total export volume of logs. This followed by Taiwan (14%), China (9%), Vietnam (5%) and Japan (5%).

Export volume of logs to India in January to March 2013 decreased by 29% followed by China (20%), Vietnam (19%) and Japan (14%). However export of logs to Taiwan increased by 24% compared to the previous year.

The top five importers were India, Taiwan, China, Vietnam and Japan had contributed 97% of the overall exported volume and value from January to March 2013. **(Table 2)**

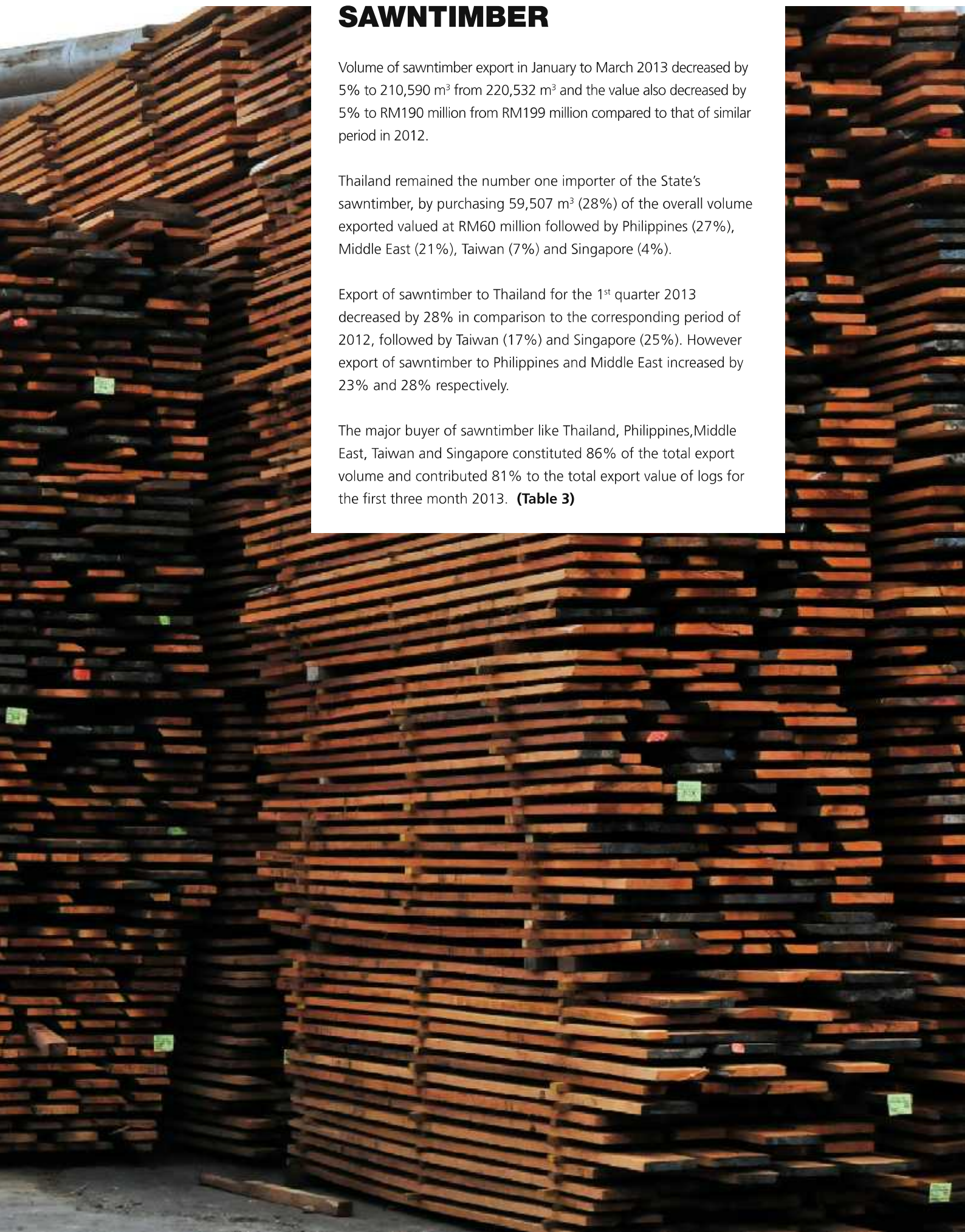
SAWNTIMBER

Volume of sawntimber export in January to March 2013 decreased by 5% to 210,590 m³ from 220,532 m³ and the value also decreased by 5% to RM190 million from RM199 million compared to that of similar period in 2012.

Thailand remained the number one importer of the State's sawntimber, by purchasing 59,507 m³ (28%) of the overall volume exported valued at RM60 million followed by Philippines (27%), Middle East (21%), Taiwan (7%) and Singapore (4%).

Export of sawntimber to Thailand for the 1st quarter 2013 decreased by 28% in comparison to the corresponding period of 2012, followed by Taiwan (17%) and Singapore (25%). However export of sawntimber to Philippines and Middle East increased by 23% and 28% respectively.

The major buyer of sawntimber like Thailand, Philippines, Middle East, Taiwan and Singapore constituted 86% of the total export volume and contributed 81% to the total export value of logs for the first three month 2013. **(Table 3)**



PLYWOOD

Plywood exported for the first quarter of 2013 at 734,162 m³ was 14% higher than that of 644,162 m³ exported for the corresponding period in 2012. Plywood sales at RM 1.1 billion contributed 40% to the overall timber products revenue obtained from the export of logs and timber products for the period.

Japan remains the number one importer of the State's plywood with purchase of 402,149 m³ or 55% of the volume exported valued at RM583 million for the first three month of 2013. It had bought 345,933 m³ in the same period last year which is increased by 16% for January to March this year. Other major plywood importers also increased their purchase like Middle East (20%), Taiwan (44%) and Philippines (54%). However export of plywood to Korea decreased by 7%

Export of plywood to Japan, Middle East ,Korea ,Taiwan and Philippines constituted 93% of the overall exported volumes and contributed 91% to the overall revenue from the product for the first quarter of 2013. **(Table 4)**

OTHER TIMBER PRODUCT

Other timber products includes veneer, dowels, moulding, particleboard, fibreboard, block board, laminated board, woodchips and other timber products (mention in Table 1). Value of these exports of products was at RM180 million accounted for 10% of the overall value of logs and timber products exported during the first quarter of 2013.

There were respective decrease in export volumes of veneer (19%), laminated board/flooring (28%), moulding (29%) dowel (24%) and fibreboard (2%) from January to March 2013 compared to corresponding period in 2012. In spite of the overall decrease, there was an increase for woodchip (155%) for the first quarter of 2013 compared to the previous year. **(Table 5,6,7,8,9)**

OUTLOOK

Plywood, logs, sawntimber and veneer are still the main export commodities and make up 92% of the total export in 2012. Looking ahead, on the prospects of the timber industry, demand for timber and timber products in 2013 is expected to grow steadily, at least the same amount of that in 2012. Based on market demand for the 1st three quarter 2013, export revenue for 2013 is projected at RM7.4 billion. In 2012, the state's timber trade had received a big boost totaling RM7.455 billion-the highest since 2010.

trade statistics sarawak

TABLE 1
EXPORT SUMMARY OF TIMBER AND TIMBER PRODUCTS FROM SARAWAK

PRODUCTS	2013 ^p January - March			2012 ^a January - March			% Change 2013 / 2012	
	Volume (M ³)	FOB Value (RM'000)	Value %	Volume (M ³)	FOB Value (RM'000)	Value %	Volume	Value
LOG	749,044	422,455	22.84	953,584	501,991	26.25	(21.45)	(15.84)
SAWNTIMBER	210,590	189,731	10.26	220,532	199,435	10.43	(4.51)	(4.87)
PLYWOOD	734,162	1,057,033	57.14	644,162	1,002,804	52.44	13.97	5.41
VENEER	43,322	49,868	2.70	53,346	62,218	3.25	(18.79)	(19.85)
LAMINATED BOARD / FLOORING	3,622	8,154	0.44	5,040	12,385	0.65	(28.13)	(34.16)
MOULDING	1,482	3,507	0.19	2,097	5,035	0.26	(29.36)	(30.35)
DOWEL	215	807	0.04	284	1,208	0.06	(24.24)	(33.20)
FIBREBOARD	45,984	65,728	3.55	47,155	76,828	4.02	(2.48)	(14.45)
BLOCKBOARD	-	-	-	-	-	-	0.00	0.00
PARTICLE BOARD	28,309	13,242	0.72	24,961	13,485	0.71	13.41	(1.80)
OTHER PRODUCTS*	21,328	21,821	1.18	23,340	30,801	1.61	(8.62)	(29.15)
WOODCHIP [Tonne]	82,300	17,606	0.95	32,300	5,919	0.31	154.80	197.45
TOTAL (m³) (RM)	1,838,058	1,849,952	100	1,974,501	1,912,109	100	(6.91)	(3.25)

***OTHER TIMBER PRODUCTS:**

- Biomass Particles
- Chopping board
- Densified wood
- Door & door frames
- Finger jointed
- Furniture and furniture parts
- Laminated beam
- Laminated post
- Laminated Veneer Lumber (LVL)
- Parquet flooring
- Railways sleepers
- Wooden fences
- Wooden gates
- Wooden pallet
- Wooden pegs & stakes
- Wooden pellet

Notes:

- Fibreboard include MDF and HDF
- Total of volume (m3) does not includes woodchips (tonne)
- a = actual data & total does not include application/permit to transport goods within the Federation [Customs Declaration Form No.3 (CDF3)]
- p = preliminary data & total does not include application/permit to transport goods within the Federation [Customs Declaration Form No.3 (CDF3)]

**EXPORT VALUE OF MAJOR TIMBER & TIMBER PRODUCTS
FROM SARAWAK (RM'000) : 2013 / 2012**

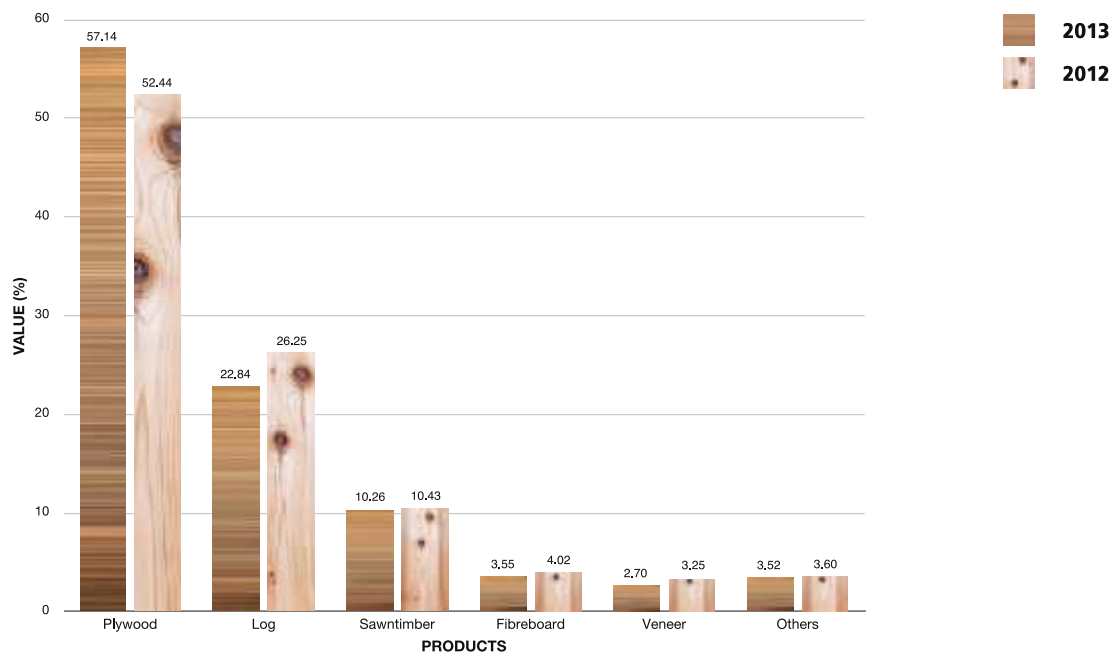


TABLE 2
EXPORT OF LOG BY COUNTRY OF DESTINATIONS

DESTINATIONS	2013 ^a January - March			2012 ^a January - March			% Change 2013 / 2012	
	Volume (M ³)	FOB Value (RM'000)	Value %	Volume (M ³)	FOB Value (RM'000)	Value %	Volume	Value
INDIA	464,404	275,309	65.17	654,994	343,459	68.42	(29.10)	(19.84)
TAIWAN	106,006	59,990	14.20	85,833	47,341	9.43	23.50	26.72
CHINA	70,130	31,332	7.42	87,795	44,846	8.93	(20.12)	(30.13)
VIETNAM	40,036	17,884	4.23	49,251	19,745	3.93	(18.71)	(9.43)
JAPAN	38,609	25,231	5.97	44,802	27,834	5.54	(13.82)	(9.35)
INDONESIA	11,600	1,597	0.38	-	-	-	100.00	100.00
KOREA	7,592	4,175	0.99	18,358	10,565	2.10	(58.64)	(60.48)
PHILIPPINES	6,752	4,071	0.96	6,385	3,050	0.61	5.76	33.48
THAILAND	3,914	2,866	0.68	5,400	4,182	0.83	(27.52)	(31.47)
PAKISTAN	-	-	-	766	969	0.19	(100.00)	(100.00)
TOTAL	749,044	422,455	100	953,584	501,991	100	(21.45)	(15.84)

EXPORT VALUE OF LOG TO MAJOR DESTINATIONS

(RM'000) : 2013 / 2012

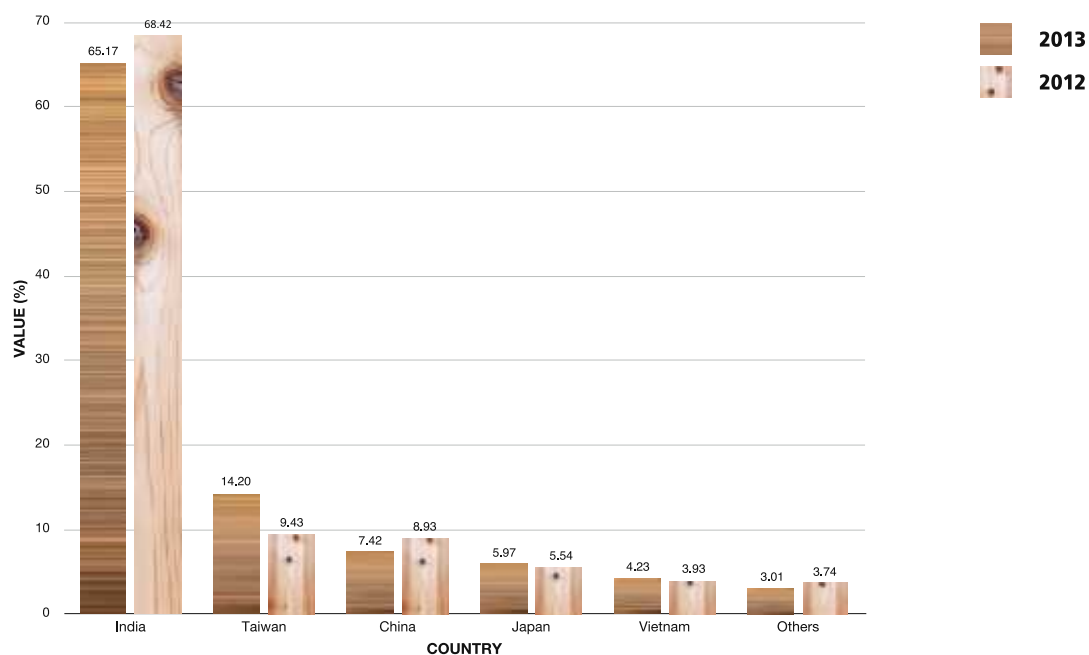


TABLE 3
EXPORT OF SAWNTIMBER BY COUNTRY OF DESTINATIONS

DESTINATIONS	2013 ^p January - March			2012 ^a January - March			% Change 2013 / 2012	
	Volume (M ³)	FOB Value (RM'000)	Value %	Volume (M ³)	FOB Value (RM'000)	Value %	Volume	Value
THAILAND	59,507	60,355	31.81	82,690	76,316	38.27	(28.04)	(20.91)
PHILIPPINES	55,846	21,284	11.22	45,585	17,084	8.57	22.51	24.58
MIDDLE EAST	43,267	51,458	27.12	33,695	40,995	20.56	28.41	25.52
TAIWAN	15,451	12,778	6.73	18,596	16,404	8.23	(16.91)	(22.10)
SINGAPORE	7,595	7,587	4.00	10,151	9,903	4.97	(25.17)	(23.39)
KOREA	6,738	7,828	4.13	7,336	8,974	4.50	(8.15)	(12.77)
JAPAN	6,164	10,031	5.29	5,884	10,914	5.47	4.76	(8.09)
SRI LANKA	4,163	4,738	2.50	2,374	3,555	1.78	75.35	33.28
CHINA	3,537	3,065	1.62	4,539	4,352	2.18	(22.08)	(29.57)
SOUTH AFRICA	2,658	2,978	1.57	3,728	4,104	2.06	(28.71)	(27.44)
OTHERS*	5,664	7,629	4.02	5,953	6,834	3.43	(4.86)	11.63
TOTAL	210,590	189,731	100	220,532	199,435	100	(4.51)	(4.87)

***OTHER DESTINATION:**

- AUSTRALIA
- BELGIUM
- BRUNEI
- FRANCE
- HONG KONG
- INDIA
- INDONESIA
- MALDIVES
- MAURITIUS
- NETHERLANDS
- REUNION
- SEYCHELLES
- UNITED KINGDOM
- UNITED STATES
- VIETNAM
- within MALAYSIA (Peninsular & Sabah)

EXPORT VALUE OF SAWNTIMBER TO MAJOR DESTINATIONS

(RM'000) : 2013 / 2012

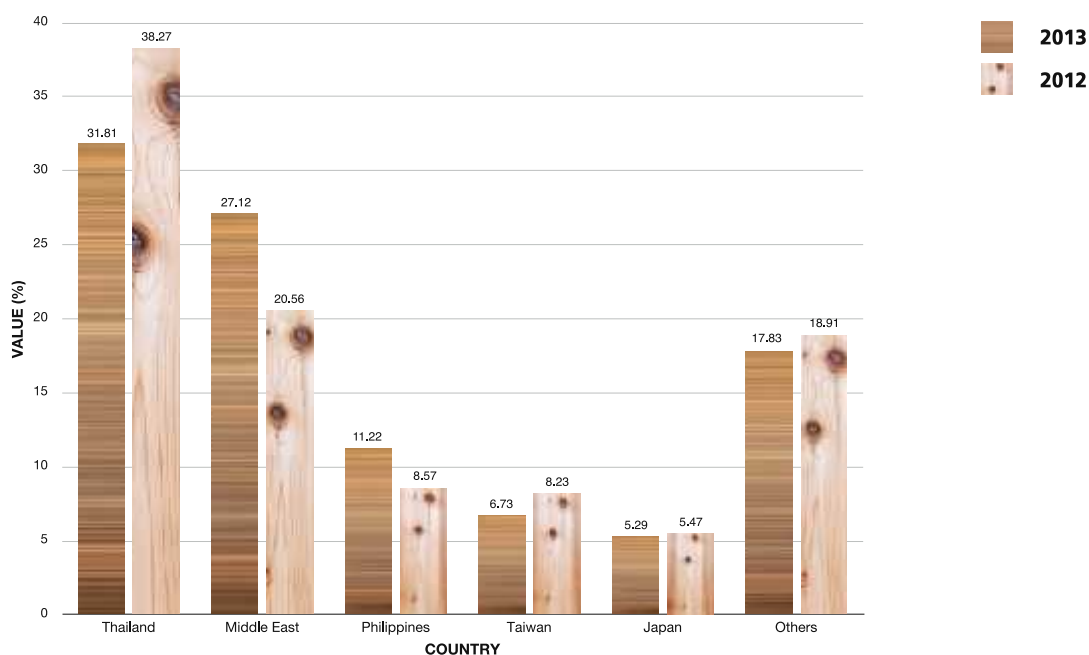


TABLE 4
EXPORT OF PLYWOOD BY COUNTRY OF DESTINATIONS

DESTINATIONS	2013 ^a January - March			2012 ^a January - March			% Change 2013 / 2012	
	Volume (M ³)	FOB Value (RM'000)	Value %	Volume (M ³)	FOB Value (RM'000)	Value %	Volume	Value
JAPAN	402,149	583,211	55.17	345,933	567,403	56.58	16.25	2.79
MIDDLE EAST	107,990	147,581	13.96	90,328	122,324	12.20	19.55	20.65
KOREA	76,280	97,706	9.24	82,199	106,426	10.61	(7.20)	(8.19)
TAIWAN	74,256	100,177	9.48	51,589	72,367	7.22	43.94	38.43
PHILIPPINES	20,179	37,646	3.56	13,106	21,904	2.18	53.96	71.87
UNITED STATES	18,883	37,417	3.54	16,030	36,328	3.62	17.80	3.00
HONG KONG	7,877	10,800	1.02	6,947	10,202	1.02	13.39	5.86
CHINA	6,330	9,665	0.91	18,445	32,319	3.22	(65.68)	(70.09)
SINGAPORE	5,404	7,350	0.70	4,434	5,917	0.59	21.88	24.22
AUSTRALIA	4,000	9,634	0.91	2,400	5,314	0.53	66.68	81.29
OTHERS*	10,814	15,846	1.50	12,752	22,300	2.22	(15.20)	(28.94)
TOTAL	734,162	1,057,033	100	644,162	1,002,804	100	13.97	5.41

***OTHER DESTINATION:**

- BELGIUM
- BRUNEI
- CANADA
- GERMANY
- INDIA
- INDONESIA
- ITALY
- LIBERIA
- MAURITIUS
- MEXICO
- NETHERLANDS
- NEW ZEALAND
- SOUTH AFRICA
- SRI LANKA
- SUDAN
- THAILAND
- UNITED KINGDOM
- VIETNAM

EXPORT VALUE OF PLYWOOD TO MAJOR DESTINATIONS

(RM'000) : 2013 / 2012

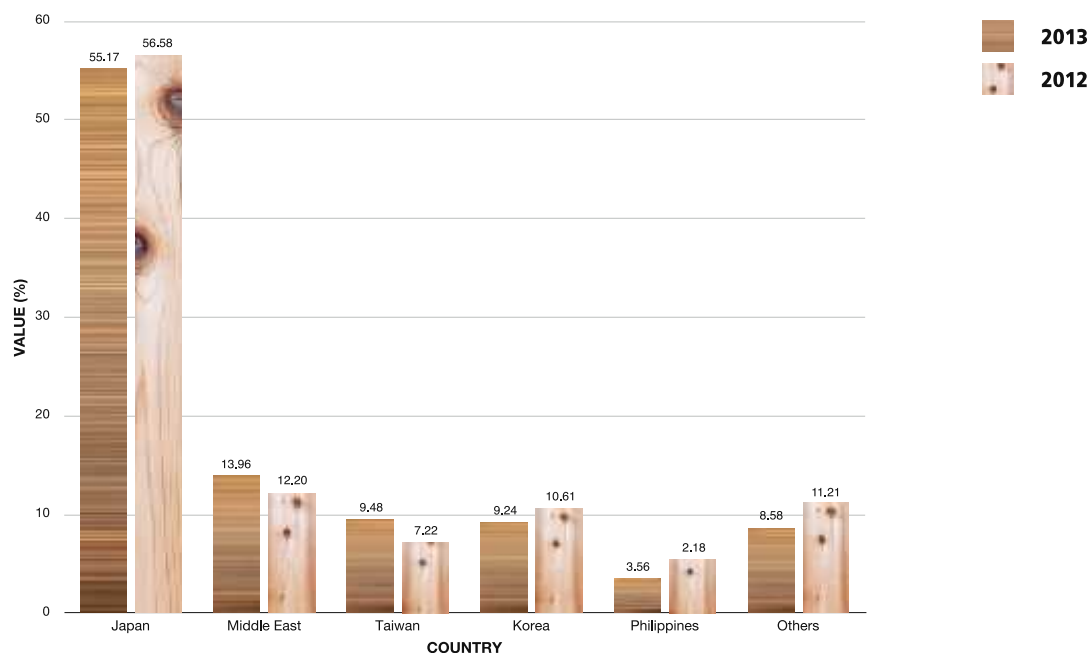


TABLE 5
EXPORT OF VENEER BY COUNTRY OF DESTINATIONS

DESTINATIONS	2013 ^a January - March			2012 ^a January - March			% Change 2013 / 2012	
	Volume (M ³)	FOB Value (RM'000)	Value %	Volume (M ³)	FOB Value (RM'000)	Value %	Volume	Value
TAIWAN	25,330	28,372	56.89	24,953	29,177	46.89	1.51	(2.76)
KOREA	11,021	12,330	24.73	11,731	12,681	20.38	(6.05)	(2.77)
CHINA	3,805	3,159	6.33	7,234	6,336	10.18	(47.40)	(50.14)
PHILIPPINES	1,603	2,386	4.78	5,506	8,012	12.88	(70.88)	(70.22)
JAPAN	1,269	1,918	3.85	1,858	3,249	5.22	(31.69)	(40.97)
AUSTRALIA	180	902	1.81	261	1,225	1.97	(31.25)	(26.37)
THAILAND	79	133	0.27	1,574	1,325	2.13	(94.98)	(89.96)
UNITED STATES	33	596	1.20	-	-	-	100.00	100.00
GERMANY	2	72	0.14	-	-	-	100.00	100.00
VIETNAM	-	-	-	213	202	0.32	(100.00)	(100.00)
SINGAPORE	-	-	-	17	11	0.02	(100.00)	(100.00)
TOTAL	43,322	49,868	100	53,346	62,218	100	(18.79)	(19.85)

EXPORT VALUE OF VENEER TO MAJOR DESTINATIONS

(RM'000) : 2013 / 2012

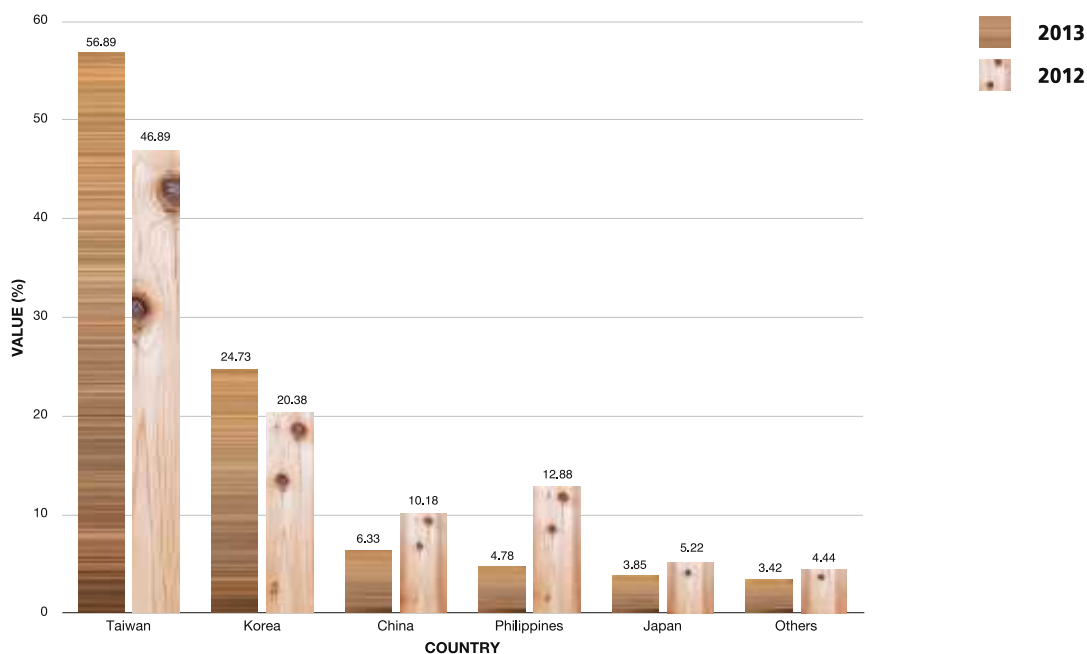


TABLE 6
EXPORT OF LAMINATED BOARD/FLOORING BY COUNTRY OF DESTINATIONS

DESTINATIONS	2013 ^p January - March			2012 ^a January - March			% Change 2013 / 2012	
	Volume (M ³)	FOB Value (RM'000)	Value %	Volume (M ³)	FOB Value (RM'000)	Value %	Volume	Value
TAIWAN	1,331	1,590	19.50	1,223	1,265	10.21	8.85	25.69
UNITED STATES	916	3,102	38.04	2,343	7,730	62.41	(60.90)	(59.87)
BRUNEI	563	1,693	20.76	149	487	3.93	277.79	247.64
KOREA	274	309	3.79	741	1,091	8.81	(63.04)	(71.68)
INDONESIA	248	634	7.78	53	152	1.23	367.03	317.11
VIETNAM	115	312	3.83	22	63	0.51	422.17	395.24
EU	94	278	3.41	217	652	5.26	(56.52)	(57.36)
JAPAN	36	123	1.51	40	128	1.03	(10.73)	(3.91)
CANADA	25	78	0.96	40	117	0.94	(36.91)	(33.33)
REUNION	20	35	0.43	-	-	-	100.00	100.00
OTHERS*	-	-	-	212	700	5.65	(100.00)	(100.00)
TOTAL	3,622	8,154	100	5,040	12,385	100	(28.13)	(34.16)

***OTHER DESTINATION:**

- AUSTRALIA
- SINGAPORE
- THAILAND
- TURKEY

EXPORT VALUE OF LAMINATED BOARD/FLOORING TO MAJOR DESTINATIONS

(RM'000) : 2013 / 2012

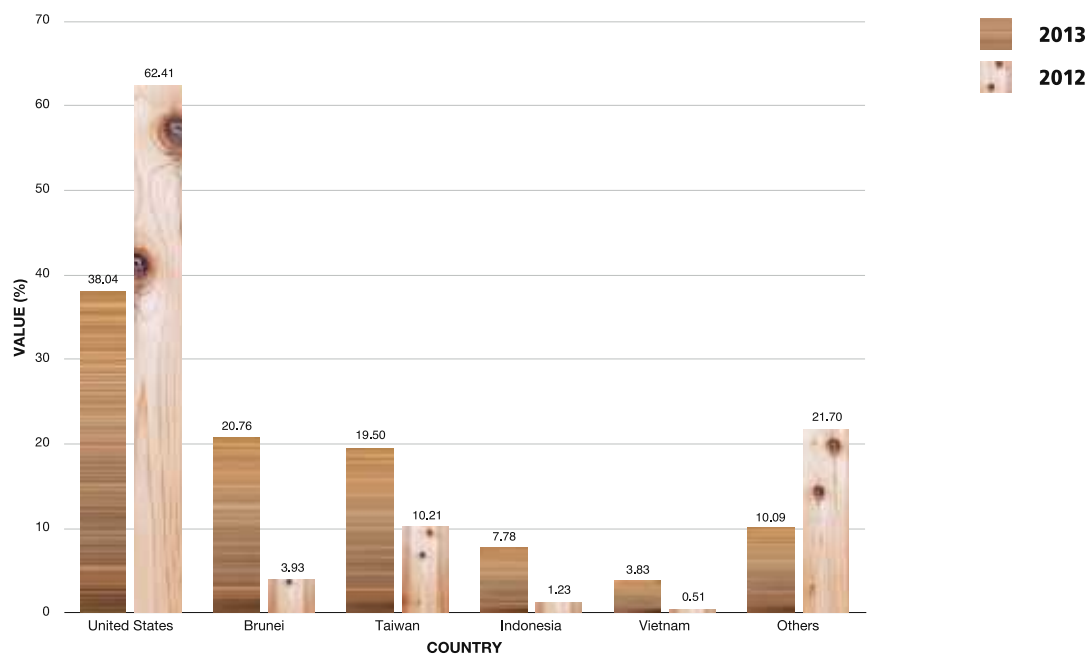


TABLE 7
EXPORT OF MOULDING BY COUNTRY OF DESTINATIONS

DESTINATIONS	2013 ^p January - March			2012 ^a January - March			% Change 2013 / 2012	
	Volume (M ³)	FOB Value (RM'000)	Value %	Volume (M ³)	FOB Value (RM'000)	Value %	Volume	Value
JAPAN	542	1,182	33.70	992	2,252	44.73	(45.38)	(47.51)
UNITED STATES	321	1,004	28.63	21	133	2.64	1411.21	654.89
SINGAPORE	253	509	14.51	15	20	0.40	1575.98	2445.00
KOREA	220	379	10.81	514	1,108	22.01	(57.17)	(65.79)
TAIWAN	73	197	5.62	126	393	7.81	(41.48)	(49.87)
AUSTRALIA	58	220	6.27	218	603	11.98	(73.62)	(63.52)
SRI LANKA	15	16	0.46	-	-	-	100.00	100.00
EU	-	-	-	130	252	5.00	(100.00)	(100.00)
SOUTH AFRICA	-	-	-	39	70	1.39	(100.00)	(100.00)
CANADA	-	-	-	24	115	2.28	(100.00)	(100.00)
NEW ZEALAND	-	-	-	19	89	1.77	(100.00)	(100.00)
TOTAL	1,482	3,507	100	2,097	5,035	100	(29.36)	(30.35)

EXPORT VALUE OF MOULDING TO MAJOR DESTINATIONS

(RM'000) : 2013 / 2012

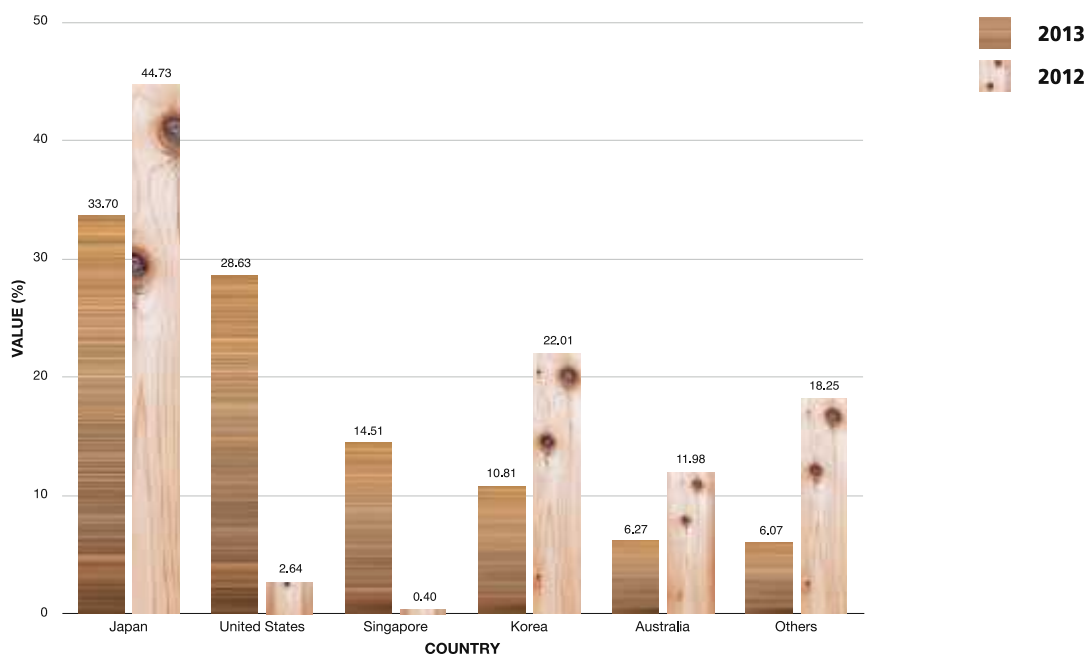


TABLE 8
EXPORT OF DOWEL BY COUNTRY OF DESTINATIONS

DESTINATIONS	2013 ^p January - March			2012 ^a January - March			% Change 2013 / 2012	
	Volume (M ³)	FOB Value (RM'000)	Value %	Volume (M ³)	FOB Value (RM'000)	Value %	Volume	Value
UNITED STATES	141	615	76.21	91	499	41.31	55.69	23.25
SOUTH AFRICA	43	99	12.27	57	133	11.01	(24.24)	(25.56)
EU	17	36	4.46	76	371	30.71	(77.58)	(90.30)
JAPAN	13	57	7.06	4	21	1.74	223.32	171.43
INDIA	-	-	-	33	119	9.85	(100.00)	(100.00)
CANADA	-	-	-	23	65	5.38	(100.00)	(100.00)
TOTAL	215	807	100	284	1,208	100	(24.24)	(33.20)

EXPORT VALUE OF DOWEL TO MAJOR DESTINATIONS

(RM'000) : 2013 / 2012

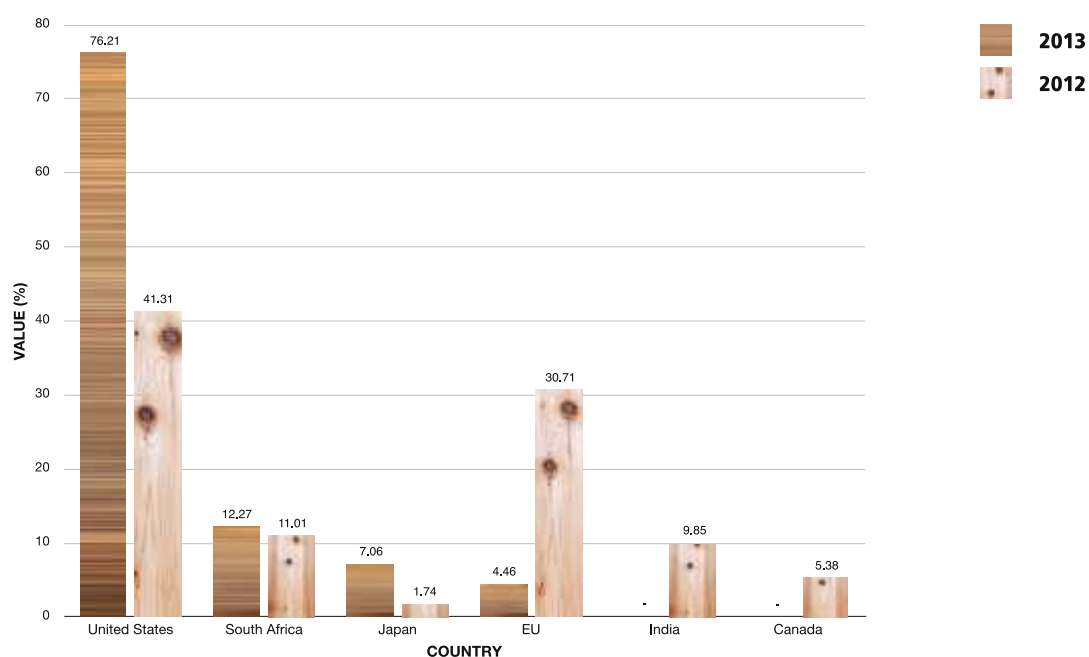


TABLE 9
EXPORT OF FIBREBOARD BY COUNTRY OF DESTINATIONS

DESTINATIONS	2013 ^p January - March			2012 ^a January - March			% Change 2013 / 2012	
	Volume (M ³)	FOB Value (RM'000)	Value %	Volume (M ³)	FOB Value (RM'000)	Value %	Volume	Value
JAPAN	39,117	56,901	86.57	39,304	67,012	87.22	(0.48)	(15.09)
PHILIPPINES	3,551	4,437	6.75	2,526	2,975	3.87	40.57	49.14
INDONESIA	1,559	1,996	3.04	3,814	4,655	6.06	(59.12)	(57.12)
TAIWAN	1,107	1,701	2.59	768	1,163	1.51	44.19	46.26
BRUNEI	505	491	0.75	324	329	0.43	55.86	49.24
CHINA	127	163	0.25	177	223	0.29	(28.20)	(26.91)
NETHERLANDS	18	39	0.06	229	445	0.58	(92.21)	(91.24)
AUSTRALIA	-	-	-	12	26	0.03	(100.00)	(100.00)
TOTAL	45,984	65,728	100	47,155	76,828	100	(2.48)	(14.45)

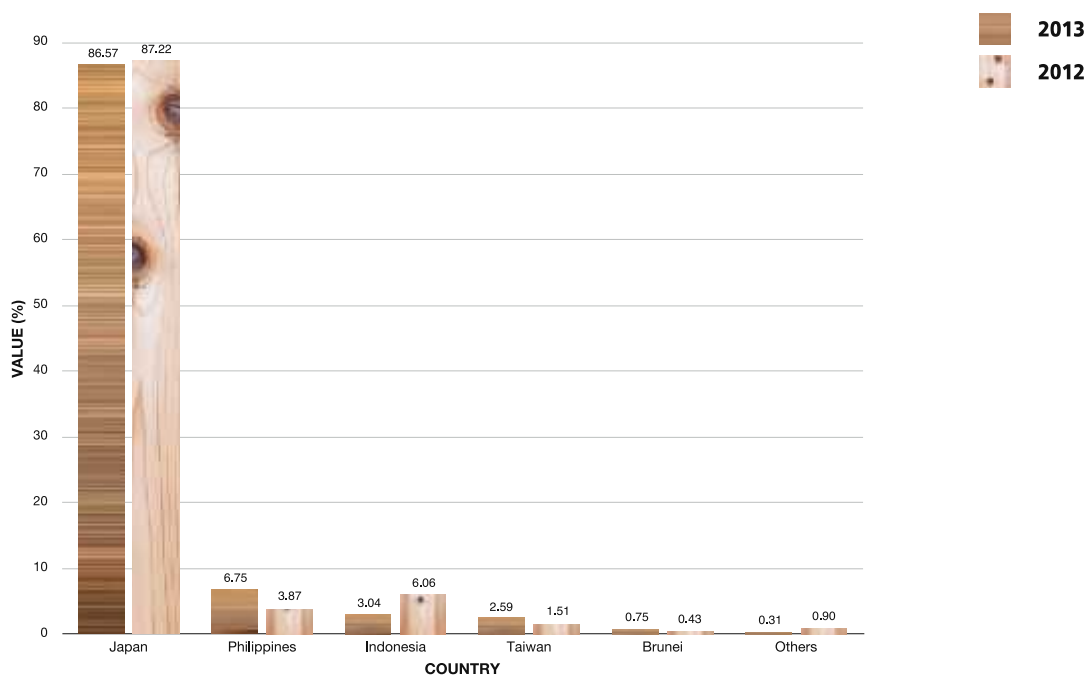
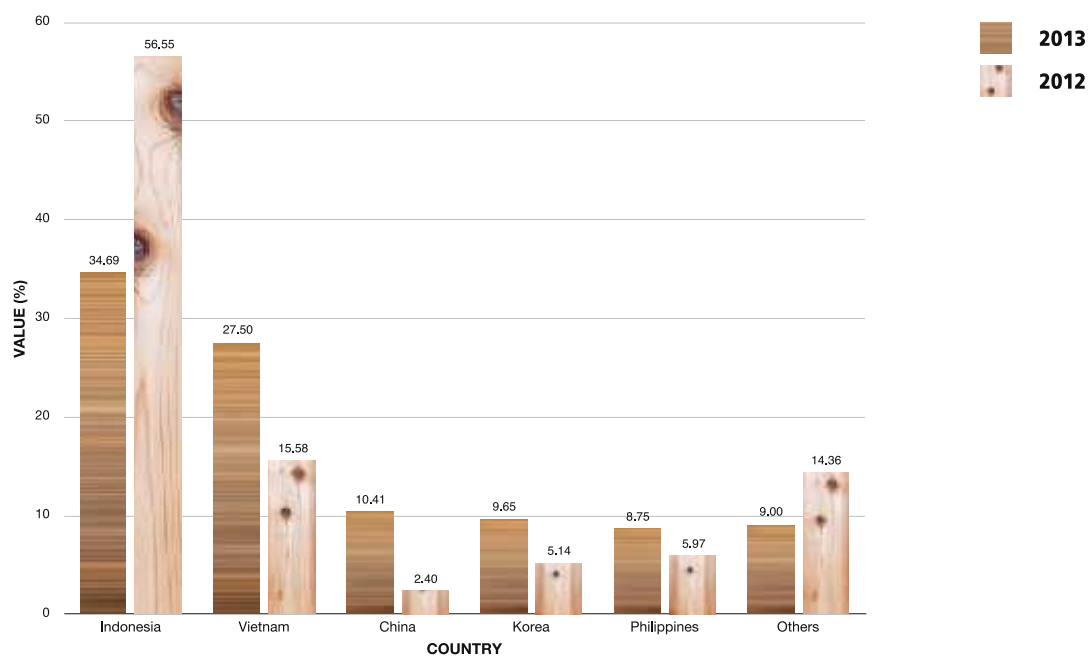
EXPORT VALUE OF FIBREBOARD TO MAJOR DESTINATIONS
(RM'000) : 2013 / 2012

TABLE 10
EXPORT OF PARTICLE BOARD BY COUNTRY OF DESTINATIONS

DESTINATIONS	2013 ^a January - March			2012 ^a January - March			% Change 2013 / 2012	
	Volume (M ³)	FOB Value (RM'000)	Value %	Volume (M ³)	FOB Value (RM'000)	Value %	Volume	Value
INDONESIA	9,885	4,593	34.69	14,366	7,626	56.55	(31.19)	(39.77)
VIETNAM	8,134	3,642	27.50	4,093	2,101	15.58	98.71	73.35
CHINA	3,007	1,378	10.41	489	323	2.40	515.13	326.63
PHILIPPINES	2,293	1,159	8.75	1,372	805	5.97	67.18	43.98
KOREA	2,217	1,278	9.65	1,146	693	5.14	93.41	84.42
BANGLADESH	1,056	306	2.31	-	-	-	100.00	100.00
BRUNEI	854	413	3.12	427	226	1.68	99.67	82.74
INDIA	503	244	1.84	2,433	1,263	9.37	(79.33)	(80.68)
JAPAN	361	229	1.73	328	195	1.45	10.10	17.44
YEMEN	-	-	-	305	252	1.87	100.00	100.00
SINGAPORE	-	-	-	2	1	0.01	100.00	100.00
TOTAL	28,309	13,242	100	24,961	13,485	100	13.41	(1.80)

EXPORT VALUE OF PARTICLE BOARD TO MAJOR DESTINATIONS
(RM'000) : 2013 / 2012



Publication Items FOR SALE

ORDER FORM



Publications Catalogue:

The Malaysian Grading Rules For Sawn Hardwood Timber (English) ☐

Commercial Timber Species Of Sarawak (a set of 3) (English) ☐

Guide To Timber Trade, Sarawak (2010/2011) ☐

Manual Of Sarawak Timber Species ☐

Sarawak Log Grading Rules (English) ☐

Timber Sample Box (English Description) ☐

To :

Sarawak Timber Industry Development Corporation (STIDC)

We wish to purchase the items indicated.
Please quote us the total cost inclusive of postage and bank commission. (if any).

Name: _____

Designation: _____

Company: _____

Address: _____

Country: _____

E-mail: _____

Tel: _____

Fax: _____

Date: _____

Signature: _____

Company Stamp:



RM 25

The Malaysian Grading Rules For Sawn Hardwood Timber (English) (2009 Edition)

RM 25

Commercial Timber Species Of Sarawak (a set of 3)



RM 20

Guide To Timber Trade Sarawak (2010/2011)

RM 10

Manual Of Sarawak Timber Species (Revised Edition)



RM 5

Sarawak Log Grading Rules (SLGR) (English) (1996 Edition)

RM 40

Timber Sample Box (English Description)



MODE OF PAYMENT

All quotation will be inclusive of airmail postage and bank commission (for overseas payment only).

Payment should be made in the form of Telegraphic Transfer to our **Maybank Current Account No. 51111 3408 936**

* Fax to : 6082-441169 / 442691
Email : botes@pusaka.gov.my /
norhanb1@pusaka.gov.my



Carving

Excellence & Harmony



WOOD CARVING is a living tradition among the people of Sarawak reflecting a rich diversity of cultural experiences and moods. A tradition that has brought to light the resourcefulness and skills of our people since time immemorial. It is a living legacy. The tradition of wood carving depicts a constant evolution of man and his forest environment, working towards its esteemed goals of harmony and excellence.

The wood carving training programme conducted by STIDC serves to impart and develop the carving skills amongst the younger generation to preserve and nurture this priceless cultural heritage.



PERBADANAN KEMAJUAN PERUSAHAAN KAYU SARAWAK
Sarawak Timber Industry Development Corporation (STIDC)

Wisma Sumber Alam, Jalan Stadium, Petra Jaya, 93050 Kuching,
P.O Box 194, 93702 Kuching, Sarawak, Malaysia.
Tel: 6082-473000 Fax: 6082-442691
E-mail: stidc@pusaka.gov.my

www.sarawaktimber.org.my